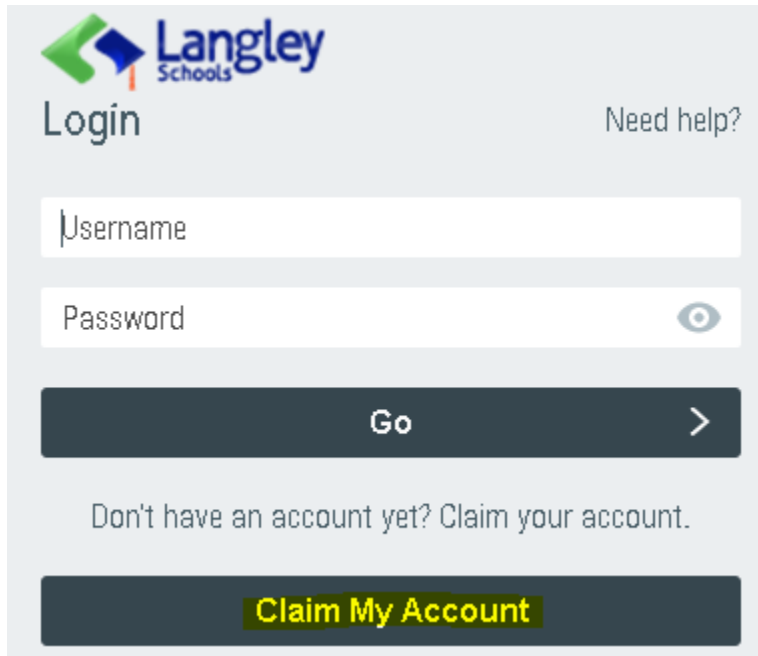


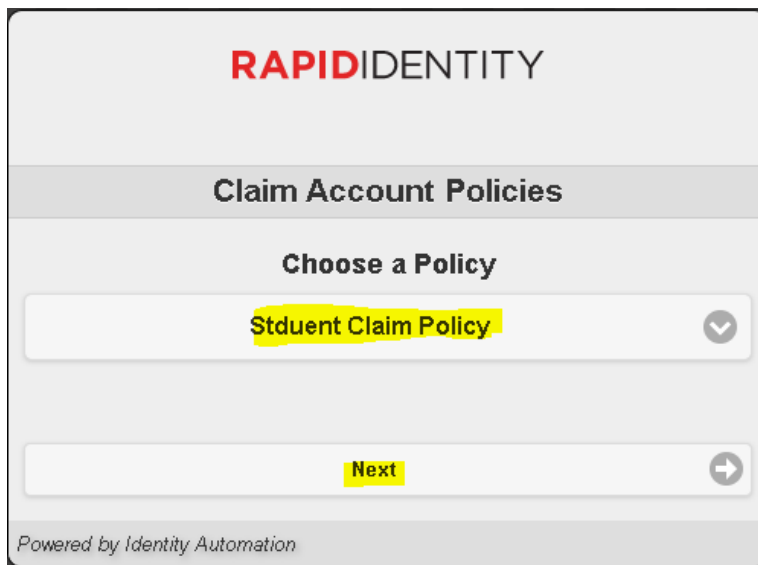
## Who to claim my account for student

Access password portal: <https://password.sd35.bc.ca>



The image shows the login and account claim interface for Langley Schools. At the top left is the Langley Schools logo. Below it, the word "Login" is displayed on the left and "Need help?" on the right. There are two input fields: "Username" and "Password". The "Password" field has an eye icon to toggle visibility. Below the fields is a dark grey button with the text "Go" and a right-pointing chevron. Underneath the button, the text "Don't have an account yet? Claim your account." is displayed. At the bottom is a dark grey button with the text "Claim My Account" in yellow.

Click **Claim My Account** button, you will get Claim Account Policies screen like following:



The image shows the "RapidIdentity" "Claim Account Policies" screen. At the top, the word "RAPIDIDENTITY" is displayed in red and black. Below it, the title "Claim Account Policies" is centered. Underneath is the heading "Choose a Policy". There is a dropdown menu with "Stduent Claim Policy" selected and highlighted in yellow. Below the dropdown is a "Next" button, also highlighted in yellow, with a right-pointing chevron. At the bottom left, the text "Powered by Identity Automation" is displayed.

**Student Claim Policy** is the default option.

Click **Next** button to fill claim form

## Who to claim my account for student

**RAPIDIDENTITY**

**Step 1**

Answer the following questions to claim your account:

Student # (Pupil #): \*

Email (emailaddress@langleyschools.ca): \*


  
  

Postal Code (i.e.: A2B 1C3): \*

Date Of Birth (i.e.: 01-JAN-2009): \*

Next 

Powered by Identity Automation

**RAPIDIDENTITY**

**Step 1**

Answer the following questions to claim your account:

Student # (Pupil #): \*

Email (emailaddress@langleyschools.ca): \*


  
  

Postal Code (i.e.: A2B 1C3): \*

Date Of Birth (i.e.: 01-JAN-2009): \*

Next 

Powered by Identity Automation


Enter your correct information like above (all fields are mandatory), then click **Next**


**RAPIDIDENTITY**


**Step 2**

**Update Your Password**

Default Password Policy

New Password 

Verify Password 

Next 


Powered by Identity Automation


**RAPIDIDENTITY**


**Step 2**

**Update Your Password**

Default Password Policy

..... 

.....| 

Next 

Powered by Identity Automation

Enter your new password twice and click **Next**

## Who to claim my account for student

**RAPID**IDENTITY

**Complete**

**Please retain your username for future use: 999001**

*Powered by Identity Automation*

You may get screen like above, or the one like following, depends on if you finished your pre-defined questions or not. If haven't finished your pre-defined questions, you may complete them now.

**RAPID**IDENTITY

**Password Change Complete**

**Your password was successfully changed. Please do NOT click your browser's back button.**

**999001**

[Add a description]

**Pre-Defined Questions**

**What is your favorite color?**

Enter your answer

**What is your favorite movie?**

Enter your answer

**what is your favorite book?**

Enter your answer

**User Defined Questions**

Add Optional User Defined Question

Next

**RAPID**IDENTITY

**Password Change Complete**

**Your password was successfully changed. Please do NOT click your browser's back button.**

**999001**

[Add a description]

**Pre-Defined Questions**

**What is your favorite color?**

.....

**What is your favorite movie?**

.....

**what is your favorite book?**

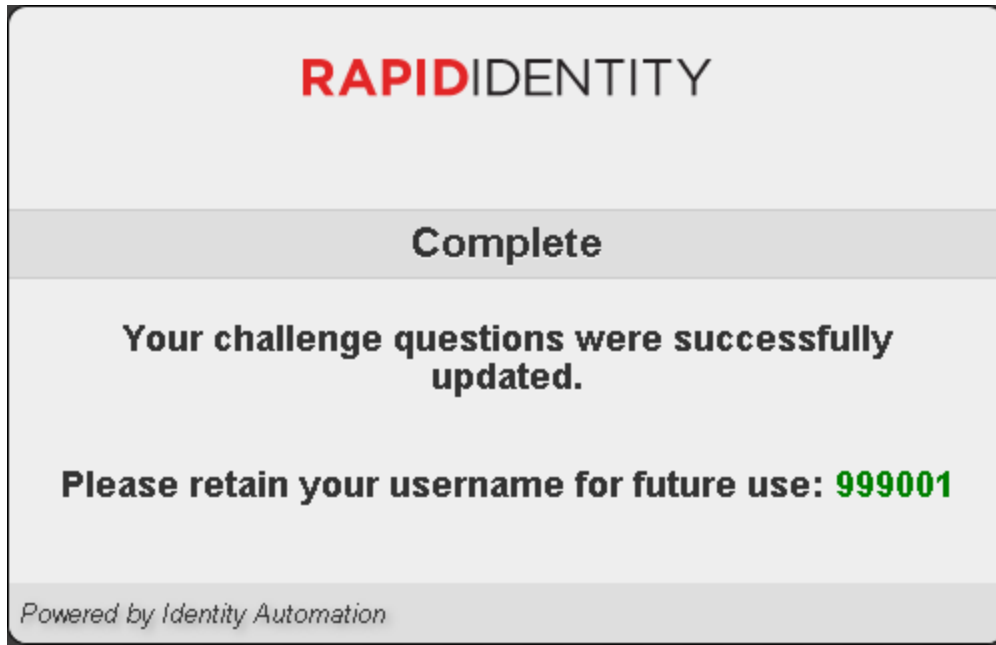
....

**User Defined Questions**

Add Optional User Defined Question

**Next**

## Who to claim my account for student



Congratulations! Now you completed your account claim. You may login with your new credential for further options.

